

WashU Law

Class of 2023



238 Students

44%

WOMEN

55%

MEN

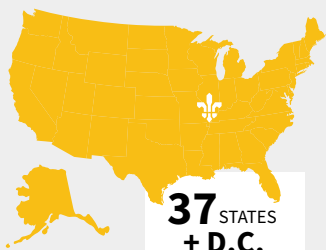
LSAT & GPA Medians

169

[97%]

3.88

States Represented



25th » 75th



162 » 170



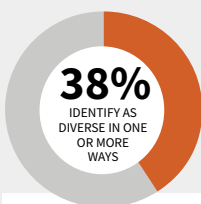
3.41 » 3.95

Countries Represented



22 STUDENTS
FROM 8 COUNTRIES

Diversity



1% AMERICAN INDIAN
ALASKAN NATIVE
16% ASIAN
7% BLACK
AFRICAN AMERICAN
3% LATINX
17% LGBTQIA+

Languages Spoken

24 LANGUAGES
SPOKEN BY 99
STUDENTS

Military Branches



ARMY NATIONAL GUARD,
NAVY & MARINE

Undergraduate Degrees



56 MAJORS
INCLUDING 16% STEM

1st Generation College Students (%)



11
PERCENT



WashU Law

Employment & Experience

2019 Employment Locations

34

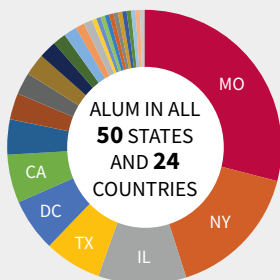
STATES
+ D.C.

2

COUNTRIES

CHINA
KOREA

Global Reach



Class of 2019 Employment Types (of total employed)

LARGE LAW FIRM & CLERKSHIP



GOVERNMENT & PUBLIC INTEREST

BOUTIQUE & MID SIZE FIRM

IN-HOUSE & BUSINESS

EDUCATION (1%)

2020 Clerkships



12.66% | 30 FEDERAL

ANOTHER 2.11% (5) STUDENTS HAVE ACCEPTED STATE CLERKSHIPS. MORE WILL GO TO CLERKSHIPS AFTER A YEAR OF POST GRADUATE WORK.

Trial & Advocacy



15 COURSES + **9** COMPETITIONS

Clinical Education Program



18

Academic Journals



4

LAW REVIEW, JOURNAL OF LAW & POLICY, GLOBAL STUDIES LAW REVIEW, JURISPRUDENCE REVIEW

Study Abroad & Semester Exchange Programs



16